

HIOKI

LUX METER FT3424, FT3425

High reliability LUX METER series

Complies with **DIN Class B** and **JIS Class AA**

Compatible with **LED/OLED** lighting



**Bluetooth® wireless technology
saves time and money**

Built-in Bluetooth® wireless technology
FT3425

From measurement to report creation
Cut work time in half



Please see www.hioki.com for list of supported regions.

Ideal for low-illuminance measurement

Support for measurement of 1 lx


20 lx range measurement resolution **0.01 lx**



Large, easy-to-see LCD display

The backlight turns on automatically whenever a measured value is retained in a low-illuminance environment.

Measure with sensor and display units undocked



Sensor unit and main display can be separated to 2m, letting you measure at a distance away from the sensor in order to accommodate for difficult locations, shadows, and other issues.



CONNECTION CABLE
L9820 (Option)

Timer hold function

Retain the measured value after a user-selected amount of time has elapsed from the time the TIMER key is pressed. In this way, you can time measurement to occur after you have moved away from the lux meter so that measurement is not affected by clothing, shadows, etc.

Timer settings


Select from 5 / 10 / 15 / 20 / 30 / 45 / 60 sec.

Remaining time display

Counts down with timer.

After the set time has elapsed

The measured value is retained. → The backlight turns on and the beep sounds for 3 sec.



Reduce burden and fatigue

DISPLAY UNIT

EXTENSION CART
Z5023 (option)

CONNECTION CABLE
L9820 (option)

Watch the video to see
how convenient the Z5023
Extension Cart can be!

SENSOR UNIT



Measure without needing to crouch close to the ground.
Also convenient for repeated measurements.

Recommended
points

Reduce your physical burden

EXTENSION CART Z5023 (option)

Hioki offers an auxiliary cart equipped with caster wheels so that it can be easily moved between measurement locations. The cart makes the measurement process significantly less physically demanding by eliminating the need to squat down to position the instrument or read its display. When using the FT3425 with a smartphone or tablet, there's no need for a connection cable (see photograph on the first page of this catalog).

Key Features

Memory function makes multipoint measurement a breeze

Memory function (up to 99 values)

Save measured values for multiple measurement locations in the instrument's internal memory on the spot for later display at your convenience.

Data communications functionality

Transfer data saved in the instrument's internal memory to a computer via a USB connection. Data can be saved as a text file.

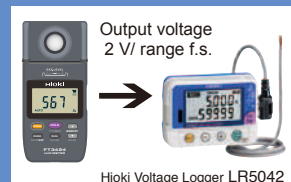
Other software functionalities

- Display graphs and save files for user-specified time intervals. (Data can also be saved manually.)
- Display measured values on a computer screen in real time.



Record variations in illuminance with D/A output.

Output cord must be modified to suit the connected device. (Use a commercially available USB power adapter to supply power for extended periods of time.)



Cut work time in half!

FT3425 Built-in Bluetooth® wireless technology

Shorter work times

No more errors



Multi-point measurement capability is ideal for final inspections of electrical and lighting work

Inspect (Illuminance measurement)	Record results	Create report	Present to client
<ul style="list-style-type: none"> Measure and record results in all rooms where work was performed. The number of measurement locations ranges from a few points in single rooms to tens of thousands of points on large floors. Measurements must be made after the building is complete but before furnishings are installed, resulting in a rushed schedule and sometimes requiring work to be performed at night. Workers must compare readings with design data. 		<ul style="list-style-type: none"> Create a report based on the recorded measured values after returning to the office (where mistakes are likely due to reliance on visual observations, handwritten notes, and copying of results). Submit the report to the client. 	

"We want to complete the process of inspecting and recording results for numerous locations quickly!"

"We want to accurately summarize an enormous volume of recorded data in a report!"



Free smartphone app
GENNECT Cross

Built-in Bluetooth® wireless technology
Solution: FT3425 Lux Meter
Simplify inspection, recording, report creation and submission with GENNECT Cross. (Free smartphone app)



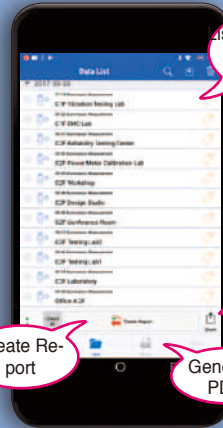
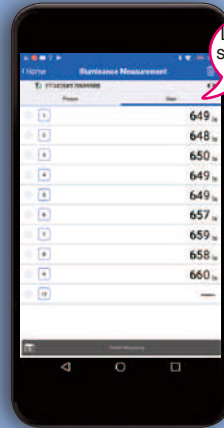
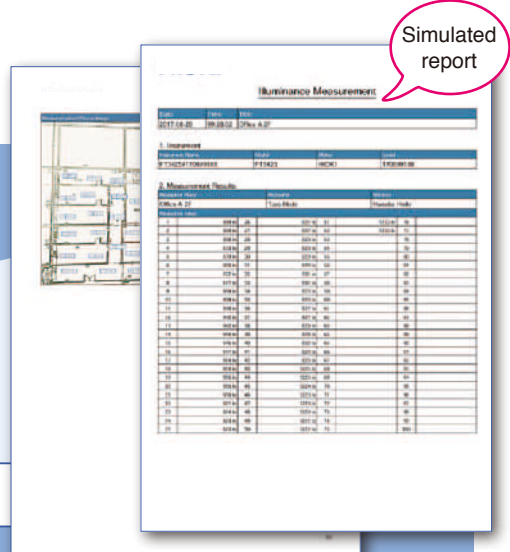
Snap pictures of drawings and CAD data. (image files).



Tap the drawing on the screen to assign measured values to the desired points and record them.

Measured illuminance data is automatically sent to your smartphone or tablet, and you can assign measured values to particular locations on drawings shown on the phone's display.

Easily create reports, output data as a CSV file, and send by email.



Create Report

Send Email

Generate PDF

Significantly shorten work times by preventing mistakes that can occur during the inspection process, for example when visually observing measured values, jotting down handwritten memos, and entering data!

FT3424, FT3425 Specifications (Accuracy guaranteed for 2 years, Post-adjustment accuracy guaranteed for 2 years)

Only FT3425 is equipped with Bluetooth® wireless technology, others are shared specifications

Classification	DIN 5032-7: 1985 class B JIS C 1609-1: 2006 general AA class		
Light receiving element	Silicon photo-diode		
Display	Display: 4 digit, 2000 count LCD Display unit: lx (lux) Display update rate: 500 ms ±20 ms		
Measurement ranges	Range	Measurement range	Display step
	20 lx	0.00 lx to 20.00 lx	1 count/step
	200 lx	0.0 lx to 200.0 lx	
	2000 lx	0 lx to 2000 lx	10 counts/step
	20000 lx	00 lx to 20000 lx	
200000 lx	000 lx to 200000 lx	100 counts/step	
Range selection	Auto/Manual		
Linearity	±2% rdg. (Multiply by 1.5 for display values in excess of 3000 lx.)		
Accuracy guarantee conditions	Sensor unit and display unit must bear the same identification number.		
Accuracy guarantee for temperature and humidity	21°C to 27°C (69.8°F to 80.6°F), 75% RH or less (non-condensing)		
Characteristics	[Temperature characteristics] ±3% rdg. [Humidity characteristics] ±3% rdg.		
Response time	Auto range: within 5 seconds, Manual range: within 2 seconds		
Output specifications	Output method	: D/A output	
	Output level	: 2 V/range f.s.	
	Resolution	: 1 mV	
	Output update rate	: 500 ms ±20 ms	
	Output resistance	: 1.1 kΩ or less	
	Output accuracy	: ±1% rdg. ±5 mV (at output rate)	
Power supply	AA/LR6 alkaline battery ×2, R6 Manganese battery ×2, USB bus power 5 V DC		
	Continuous battery operation time	Approx. 300 hours (when using AA alkaline batteries, no Bluetooth® wireless technology) Approx. 80 hours (when using AA alkaline batteries, with Bluetooth® wireless technology)	
Auto-power off	Turns off the instrument 10 min. ±1 min. after the last key operation (can be canceled).		
Operating temperature and humidity	-10°C to 40°C (14°F to 104°F), 80% RH or less (non-condensing)		
Storage temperature and humidity	-20°C to 50°C (-4°F to 122°F), 80% RH or less (non-condensing)		
Operating environment	Indoors, pollution degree 2, altitude up to 2000 m (6562 ft.)		
Applicable standards	Safety: EN61010, EMC: EN61326		
Standard compliance	DIN 5032-7: 1985 class B, JIS C 1609-1: 2006 general AA class		
Dust proof and waterproof	IP40 (EN60529)		
Dimensions and mass (including the batteries)	Approx. 78W × 170H × 39D mm (3.07" W × 6.69" H × 1.54" D)		
	Approx. 310 g (10.9 oz.) (FT3424)/320 g (11.3 oz.) (FT3425)		
Accessories	Instruction Manual ×1, AA/LR6 alkaline battery ×2, Sensor cap (with strap) ×1, Carrying case (soft) ×1, Strap ×1, USB cable (0.9 m) ×1, CD-R (USB driver, dedicated computer application software, and communications specifications) ×1, Precautions Concerning Use of Equipment that Emits Radio Waves ×1 (FT3425 only)		
Interfaces	USB2.0 (FT3424/FT3425), Bluetooth® 4.0LE (only FT3425)		
	Bluetooth® communication software	GENNECT Cross	
	Supported OS	iOS 10 or later (Only for Bluetooth® low energy models)	
Supported Android devices	Android 4.3 or later (Only for Bluetooth® low energy models)		

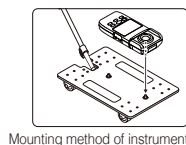
Model : LUX METER FT3424, FT3425

Model No. (Order Code) (Note)

FT3424

FT3425 Built-in Bluetooth® wireless technology

Options



EXTENSION CART Z5023

This cart with caster wheels can be easily moved between measurement locations. Use with the Connection Cable L9820 to check instrument readings from a standing posture. (The FT3425 can be paired with a smartphone, eliminating the need for a connection cable.)
Extension pole length: Approx. 0.5 m to 1.6 m



Connection Cable L9820

Use when positioning the sensor unit and display unit separately during use. (length: 2 m)




Carrying case C0202 (Soft case)

Handy for storing the instrument with the Output Cord L9094, USB cable, and Connection Cable L9820.
145W x 210H x 70D mm
(5.7" W x 8.27" H x 2.76" D)



Carrying case C0201 (Semi-hard case)

Stores the Output Cord L9094 and a USB cable.
137W x 193H x 69D mm
(5.4" W x 7.60" H x 2.72" D)




Output Cord L9094

Mini plug to banana
1.5 m (4.92 ft) length



Output Cord L9095

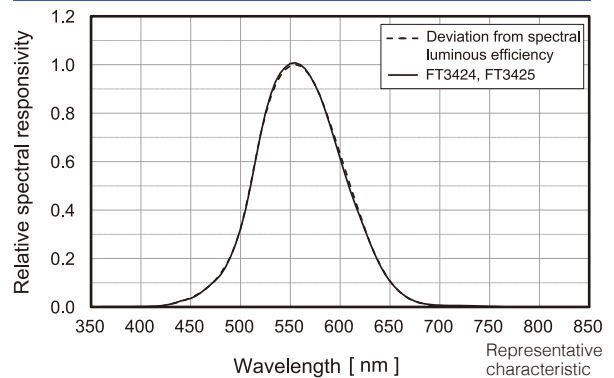
Connect to BNC terminal
1.5 m (4.92 ft) length



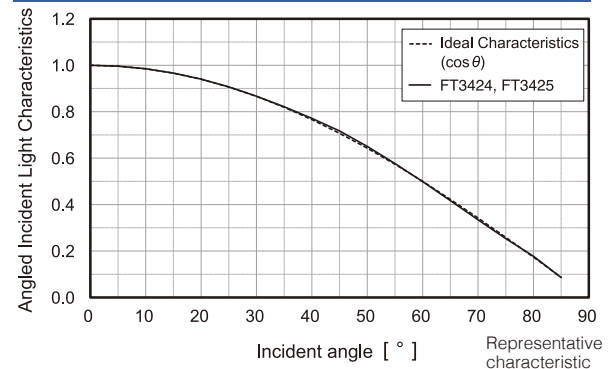
Output Cord L9096

Connect to terminal block
1.5 m (4.92 ft) length

Relative Spectral Response Characteristics in the Visible Spectrum



Angled Incident Light Characteristics



Oblique incident light characteristics

Angle	Deviation from cosine characteristics
30°	±2 %
60°	±7 %
80°	±25 %

Graph illustrates typical characteristics.
Characteristics exhibited by individual products may vary slightly.

■ Data can be downloaded to tablets and smartphones using Hioki's dedicated apps available from the Google Play or App Store. (FT3425 only)
Search for "HIOKI" and download the "GENNECT Cross" app.



*Android, Google Play and the Google Play logo are trademarks of Google Inc.
*iOS is a registered trademark of Cisco Technology, Inc. and/or its affiliates in the United States and certain other countries.
*iPhone, iPad, iPad mini, iPad Pro and iPod touch are trademarks of Apple Inc.
*Apple and the Apple logo are trademarks of Apple Inc. App Store is a service mark of Apple Inc.
*Microsoft, Windows, Windows Vista, and Excel are either registered trademarks or trademarks of Microsoft Corporation in the United States and/or other countries.
*Company names and Product names appearing in this catalog are trademarks or registered trademarks of various companies.
*The Bluetooth® word mark and logos are registered trademarks owned by Bluetooth SIG, Inc. and any use of such marks by HIOKI E.E. CORPORATION is under license.
*For the latest information about countries and regions where wireless operation is currently supported, please visit the Hioki website.

Note: Company names and Product names appearing in this catalog are trademarks or registered trademarks of various companies.

HIOKI

HIOKI E. E. CORPORATION

HEADQUARTERS
81 Koizumi
Ueda, Nagano 386-1192 Japan
www.hioki.com

HIOKI USA CORPORATION
TEL +1-609-409-9109 FAX +1-609-409-9108
hioki@hiokiusa.com / www.hiokiusa.com

HIOKI (Shanghai) SALES & TRADING CO., LTD.
TEL +86-21-6391-0090/0092 FAX +86-21-6391-0360
info@hioki.com.cn / www.hioki.cn

HIOKI SINGAPORE PTE.LTD.
TEL +65-6634-7677 FAX +65-6634-7477
info-sg@hioki.com.sg / www.hioki.com.sg

HIOKI KOREA CO., LTD.
TEL +82-2-2183-8847 FAX +82-2-2183-3360
info-kr@hioki.co.jp / www.hiokikorea.com

HIOKI EUROPE GmbH
TEL +49-6173-31856-0 FAX +49-6173-31856-25
hioki@hioki.eu / www.hioki.com

HIOKI TAIWAN CO., LTD.
TEL +886-3-3467160 FAX +886-3-3467162
info-tw@hioki.com.tw / www.hioki.com

DISTRIBUTED BY